WINSTONE
HYDRAULICS

HYDRAULIC COMPONENTS & POWER SYSTEMS

PRODUCTS / SERIES / SPECIFICATIONS



Winstone Industrial Tech Co., Ltd.

info@winstoneglobal.com | WhatsApp +86 158 6784 1246

winstonehydraulics.com

OUR STORY & CONTACT



POWER, CONNECTED WITH PURPOSE

Every machine movement begins with the transfer of power. WINSTONE HYDRAULICS focuses on hydraulic connections, fluid control and power systems, with attention to how components work together and what each application demands.
From fittings and hoses to valves, pumps, motors and power units, our approach begins with the application: clearer product choices and well-considered system connections.
For mobile machinery, agriculture, material handling and industrial automation, our philosophy is practical: consider every connection, understand the control requirements and put power to purposeful use.

Winstone Industrial Tech Co., Ltd.

Web: winstonehydraulics.com
Email: info@winstoneglobal.com
WhatsApp: +86 158 6784 1246
Address: Room 35A04, Tower A, Ningbo Center,
Yinzhou District, Ningbo, Zhejiang, China

PRODUCT DIRECTORY



H01	Hydraulic fittings and connectors	04-04	H05	Hydraulic pumps and motors	11-12
H02	Hydraulic quick couplings	05-06	H06	Hydraulic power units	13-14
H03	Hydraulic hoses and lines	07-08	H07	Hydraulic filtration and accessories	15-16
H04	Hydraulic valves and controls	09-10	H08	Hydraulic integrated assemblies	17-18

CONNECTIONS. CONTROL. POWER. Put power to purposeful use.

H01 Hydraulic fittings and connectors

Stainless JIC adapters



W-H01-001 - W-H01-004

Item code	Product	Ref. series	Ref. specification
W-H01-001	Stainless JIC Straight union	JIC	316-series stainless; 37° flare interface
W-H01-002	Stainless JIC 90° elbow	JIC	316-series stainless; 37° flare interface
W-H01-003	Stainless JIC Tee	JIC	316-series stainless; 37° flare interface
W-H01-004	Stainless JIC Bulkhead union	JIC	316-series stainless; 37° flare interface

Stainless ORFS adapters



W-H01-005 - W-H01-008

Item code	Product	Ref. series	Ref. specification
W-H01-005	Stainless ORFS Straight union	ORFS	316 stainless; O-ring face seal
W-H01-006	Stainless ORFS 90° elbow	ORFS	316 stainless; O-ring face seal
W-H01-007	Stainless ORFS Tee	ORFS	316 stainless; O-ring face seal
W-H01-008	Stainless ORFS Bulkhead union	ORFS	316 stainless; O-ring face seal

Stainless hose ends



W-H01-009 - W-H01-012

Item code	Product	Ref. series	Ref. specification
W-H01-009	Stainless Straight female swivel	JIC	316-series stainless; 37° flare interface
W-H01-010	Stainless 45° female swivel	JIC	316-series stainless; 37° flare interface
W-H01-011	Stainless 90° female swivel	JIC	316-series stainless; 37° flare interface
W-H01-012	Stainless Straight male	JIC	316-series stainless; 37° flare interface

Stainless swivel adapters



W-H01-013 - W-H01-016

Item code	Product	Ref. series	Ref. specification
W-H01-013	Stainless JIC to ORB straight	JIC	316-series stainless; 37° flare interface
W-H01-014	Stainless JIC swivel union	JIC	316-series stainless; 37° flare interface
W-H01-015	Stainless JIC swivel elbow	JIC	316-series stainless; 37° flare interface
W-H01-016	Stainless JIC swivel tee	JIC	316-series stainless; 37° flare interface

H02 Hydraulic quick couplings

Core products



W-H02-001 - W-H02-007

Item code	Product	Ref. series	Ref. specification
W-H02-001	Agricultural quick couplings	—	Poppet-style connection
W-H02-002	Flat-face quick couplings	—	Flush valve faces
W-H02-003	Screw-to-connect couplings	—	Threaded mechanical locking
W-H02-004	High-pressure quick couplings	—	Threaded connection type
W-H02-005	Dust caps and plugs	—	Caps for plugs / plugs for sockets
W-H02-006	ISO 7241 Series A couplings	—	Series A connection profile
W-H02-007	ISO 7241 Series B couplings	—	Series B connection profile

Product options



W-H02-008 - W-H02-013

Item code	Product	Ref. series	Ref. specification
W-H02-008	Multi-coupling plates	—	Multi-line simultaneous connection
W-H02-009	Panel-mounted couplings	—	Panel-mount construction
W-H02-010	Push-pull hydraulic couplings	—	Push-pull sleeve operation
W-H02-011	Connect-under-pressure couplings	—	Residual-pressure connection design
W-H02-012	Swivel flat-face couplings	—	Rotating interface design
W-H02-013	Stainless steel hydraulic couplings	—	Stainless coupling body

Specialist components



W-H02-014 - W-H02-019

Item code	Product	Ref. series	Ref. specification
W-H02-014	Breakaway couplings	—	Breakaway connection design
W-H02-015	Brass hydraulic couplings	—	Brass coupling body
W-H02-016	High-flow flat-face couplings	—	Flush face; enlarged flow path
W-H02-017	Hydraulic/electrical multi-connectors	—	Combined fluid and electrical interfaces
W-H02-018	Coupling mounting brackets	—	Fixed mounting plate / bracket
W-H02-019	Coupling parking sockets	—	Parking socket for disconnected ends

H02 Hydraulic quick couplings

Applications & service



W-H02-020 - W-H02-024

Item code	Product	Ref. series	Ref. specification
W-H02-020	Screw-in coupling cartridges	—	Externally threaded cartridge
W-H02-021	Valveless straight-through couplings	—	No shut-off valve
W-H02-022	Coupling locking sleeves	—	Locking sleeve design
W-H02-023	Coupling seal repair kits	—	Seals / back-up ring components
W-H02-024	Screw-to-connect flat-face couplings	—	Screw lock; flush valve faces

Poppet coupling sizes



W-H02-025 - W-H02-031

Item code	Product	Ref. series	Ref. specification
W-H02-025	G1/4 female socket	KZE-02SF	G1/4; poppet shut-off
W-H02-026	G3/8 female socket	KZE-03SF	G3/8; poppet shut-off
W-H02-027	G1/2 female socket	KZE-04SF	G1/2; poppet shut-off
W-H02-028	G3/4 female socket	KZE-06SF	G3/4; poppet shut-off
W-H02-029	G1 female socket	KZE-08SF	G1; poppet shut-off
W-H02-030	G1-1/4 female socket	KZE-10SF	G1-1/4; poppet shut-off
W-H02-031	G1-1/2 female socket	KZE-12SF	G1-1/2; poppet shut-off

Flat-face coupling sizes



W-H02-032 - W-H02-038

Item code	Product	Ref. series	Ref. specification
W-H02-032	1/8 in flat-face coupling	FFH	Body size 1/8 in; flush faces
W-H02-033	1/4 in flat-face coupling	FFH	Body size 1/4 in; flush faces
W-H02-034	3/8 in flat-face coupling	FFH	Body size 3/8 in; flush faces
W-H02-035	1/2 in flat-face coupling	FFH	Body size 1/2 in; flush faces
W-H02-036	5/8 in flat-face coupling	FFH	Body size 5/8 in; flush faces
W-H02-037	3/4 in flat-face coupling	FFH	Body size 3/4 in; flush faces
W-H02-038	1 in flat-face coupling	FFH	Body size 1 in; flush faces

1/8 in has a separate connection profile.

H03 Hydraulic hoses and lines

Core products



W-H03-001 - W-H03-009

Item code	Product	Ref. series	Ref. specification
W-H03-001	High-pressure hydraulic hoses	—	Rubber tube with reinforcement
W-H03-002	Single-wire braided hoses	1SN / R1AT	One steel-wire braid
W-H03-003	Two-wire braided hoses	2SN / R2AT	Two steel-wire braids
W-H03-004	Four-wire spiral hoses	—	Four spiral wire layers
W-H03-005	Six-wire spiral hoses	—	Six spiral wire layers
W-H03-006	Thermoplastic hydraulic hoses	—	Thermoplastic tube and reinforcement
W-H03-007	Hose assemblies	—	Hose with end connections
W-H03-008	Hose protection	—	External protection components
W-H03-009	Pressure test hose assemblies	—	Small-bore pressure-test line

Product options



W-H03-010 - W-H03-015

Item code	Product	Ref. series	Ref. specification
W-H03-010	Hydraulic suction hoses	—	Suction service; collapse-resistant design
W-H03-011	Low-pressure return hoses	—	Return-line hose construction
W-H03-012	Hydraulic hose reels	—	Reel and hose-guide assembly
W-H03-013	Spiral hose guards	—	Split spiral wrap
W-H03-014	Nylon abrasion sleeves	—	Tubular textile protection
W-H03-015	Spring hose guards	—	Metal spring guard

Specialist components



W-H03-016 - W-H03-020

Item code	Product	Ref. series	Ref. specification
W-H03-016	Twin-line thermoplastic hoses	—	Bonded twin-line construction
W-H03-017	Low-pressure push-on hoses	—	Push-on hose-end assembly
W-H03-018	Fire-resistant protective sleeves	—	Fibre lining; outer protective layer
W-H03-019	Hose bend restrictors	—	Moulded bend restrictor
W-H03-020	Hose projectile cleaning tools	—	Launcher and cleaning projectiles

H03 Hydraulic hoses and lines

Applications & service



W-H03-021 - W-H03-024

Item code	Product	Ref. series	Ref. specification
W-H03-021	Hose cutting machines	—	Cutting blade and guard
W-H03-022	Hose skiving machines	—	Hose-end internal / external skiving
W-H03-023	Crimping die sets	—	Segmented dies
W-H03-024	Hose pressure test benches	—	Guarded test chamber and connections

Braided hose sizes



W-H03-025 - W-H03-031

Item code	Product	Ref. series	Ref. specification
W-H03-025	1SN hose 1/4 in	1SN 1/4	ID 6.4 mm; working pressure 225 bar
W-H03-026	1SN hose 5/16 in	1SN 5/16	ID 7.9 mm; working pressure 215 bar
W-H03-027	1SN hose 3/8 in	1SN 3/8	ID 9.5 mm; working pressure 180 bar
W-H03-028	1SN hose 1/2 in	1SN 1/2	ID 12.7 mm; working pressure 160 bar
W-H03-029	1SN hose 5/8 in	1SN 5/8	ID 16 mm; working pressure 130 bar
W-H03-030	1SN hose 3/4 in	1SN 3/4	ID 19 mm; working pressure 105 bar
W-H03-031	1SN hose 1 in	1SN 1	ID 25.4 mm; working pressure 88 bar

Braided hose sizes



W-H03-032 - W-H03-038

Item code	Product	Ref. series	Ref. specification
W-H03-032	R2AT hose 1/4 in	R2AT 1/4	ID 6.4 mm; working pressure 400 bar
W-H03-033	R2AT hose 5/16 in	R2AT 5/16	ID 7.9 mm; working pressure 350 bar
W-H03-034	R2AT hose 3/8 in	R2AT 3/8	ID 9.5 mm; working pressure 330 bar
W-H03-035	R2AT hose 1/2 in	R2AT 1/2	ID 12.7 mm; working pressure 275 bar
W-H03-036	R2AT hose 5/8 in	R2AT 5/8	ID 15.9 mm; working pressure 250 bar
W-H03-037	R2AT hose 3/4 in	R2AT 3/4	ID 19 mm; working pressure 215 bar
W-H03-038	R2AT hose 1 in	R2AT 1	ID 25.4 mm; working pressure 165 bar

H04 Hydraulic valves and controls

Core products



W-H04-001 - W-H04-012

* Individual family limits; not simultaneous.

Item code	Product	Ref. series	Ref. specification
W-H04-001	Manual directional valves	—	Lever-operated spool
W-H04-002	Solenoid directional valves	4WE6	NG6; max 80 L/min; max 350 bar*
W-H04-003	Multi-section directional valves	—	Multi-section directional control
W-H04-004	Relief valves	—	Pressure-limiting circuit
W-H04-005	Pressure-reducing valves	—	Downstream pressure regulation
W-H04-006	Flow-control valves	—	Flow adjustment design
W-H04-007	Throttle valves	—	Adjustable restriction
W-H04-008	Check valves	—	One-way flow
W-H04-009	Cartridge valves	—	Cartridge installation
W-H04-010	Sequence valves	—	Pressure-triggered sequencing
W-H04-011	Unloading valves	—	Pump unloading circuit
W-H04-012	Hose burst valves	—	Excess-flow shut-off design

Product options



W-H04-013 - W-H04-020

Item code	Product	Ref. series	Ref. specification
W-H04-013	Counterbalance valves	—	Load-control circuit
W-H04-014	Pilot-operated check valves	—	Pilot-operated check locking
W-H04-015	Shuttle valves	—	Dual-inlet pressure selection
W-H04-016	Flow dividers and combiners	—	Flow dividing / combining
W-H04-017	Priority flow valves	—	Priority branch flow control
W-H04-018	Proportional directional valves	—	Electro-proportional direction control
W-H04-019	Proportional pressure valves	—	Electro-proportional pressure control
W-H04-020	High-pressure ball valves	—	Rotary ball shut-off

Specialist components



W-H04-021 - W-H04-028

Item code	Product	Ref. series	Ref. specification
W-H04-021	Logic cartridge elements	—	Logic cartridge element
W-H04-022	Reducing-relieving valves	—	Reducing and relieving functions
W-H04-023	Six-way diverter valves	—	Six-port circuit selection
W-H04-024	Hydraulic pilot joysticks	—	Joystick pilot-pressure output
W-H04-025	Hydraulic pedal valves	—	Foot-operated pilot control
W-H04-026	End-of-stroke valves	—	Mechanical position actuation
W-H04-027	Pressure compensators	—	Differential-pressure compensation
W-H04-028	Anti-cavitation make-up valves	—	Make-up oil flow path

H04 Hydraulic valves and controls

Applications & service



W-H04-029 - W-H04-033

Item code	Product	Ref. series	Ref. specification
W-H04-029	Pressure gauge isolator valves	—	Gauge connection / isolation
W-H04-030	Hydraulic brake control valves	—	Hydraulic brake-circuit control
W-H04-031	Three-way selector ball valves	—	Three-port selection
W-H04-032	Load-sensing control valves	—	Load-pressure feedback
W-H04-033	Pressure-compensated flow valves	—	Flow adjustment and compensation

Manual monoblock configurations



W-H04-034 - W-H04-040

Item code	Product	Ref. series	Ref. specification
W-H04-034	1-section manual valve	P40 / 1	1 sections; nominal flow 40 L/min
W-H04-035	2-section manual valve	P40 / 2	2 sections; nominal flow 40 L/min
W-H04-036	3-section manual valve	P40 / 3	3 sections; nominal flow 40 L/min
W-H04-037	4-section manual valve	P40 / 4	4 sections; nominal flow 40 L/min
W-H04-038	5-section manual valve	P40 / 5	5 sections; nominal flow 40 L/min
W-H04-039	6-section manual valve	P40 / 6	6 sections; nominal flow 40 L/min
W-H04-040	7-section manual valve	P40 / 7	7 sections; nominal flow 40 L/min

Manual monoblock configurations



W-H04-041 - W-H04-047

Item code	Product	Ref. series	Ref. specification
W-H04-041	1-section manual valve	P80 / 1	1 sections; nominal flow 80 L/min
W-H04-042	2-section manual valve	P80 / 2	2 sections; nominal flow 80 L/min
W-H04-043	3-section manual valve	P80 / 3	3 sections; nominal flow 80 L/min
W-H04-044	4-section manual valve	P80 / 4	4 sections; nominal flow 80 L/min
W-H04-045	5-section manual valve	P80 / 5	5 sections; nominal flow 80 L/min
W-H04-046	6-section manual valve	P80 / 6	6 sections; nominal flow 80 L/min
W-H04-047	Cable-operated monoblock valve	P80	Cable control; nominal flow 80 L/min

H05 Hydraulic pumps and motors

Core products



W-H05-001 - W-H05-008

Item code	Product	Ref. series	Ref. specification
W-H05-001	External gear pumps	—	External gear pair
W-H05-002	Vane pumps	—	Rotor and sliding vanes
W-H05-003	Axial piston pumps	—	Axial piston rotating group
W-H05-004	Orbital motors	—	Gerotor motor construction
W-H05-005	Gear motors	—	Gear-type rotary drive
W-H05-006	Piston motors	—	Piston-type rotary drive
W-H05-007	Internal gear pumps	—	Internal gear pair
W-H05-008	Two-stage log-splitter pumps	—	Two-stage flow combination

Product options



W-H05-009 - W-H05-016

Item code	Product	Ref. series	Ref. specification
W-H05-009	Multiple gear pumps	—	Tandem pump sections
W-H05-010	Orbital motors with brakes	—	Motor and brake combination
W-H05-011	Hydraulic hand pumps	—	Lever-operated plunger design
W-H05-012	Low-noise gear pumps	—	Optimized gear-profile design
W-H05-013	Open-circuit variable piston pumps	—	Open circuit; variable displacement
W-H05-014	Closed-circuit variable piston pumps	—	Closed circuit; variable displacement
W-H05-015	Radial piston motors	—	Radially arranged pistons
W-H05-016	Semi-integrated piston motors	—	Recessed mounting flange

Specialist components



W-H05-017 - W-H05-024

Item code	Product	Ref. series	Ref. specification
W-H05-017	Variable displacement piston motors	—	Variable displacement mechanism
W-H05-018	Two-displacement piston motors	—	Two-displacement switching
W-H05-019	Low-speed high-torque radial motors	—	Radial piston construction
W-H05-020	Wheel-mount hydraulic motors	—	Wheel-mount flange
W-H05-021	Agricultural PTO-driven pump sets	—	PTO input drive
W-H05-022	Gear-type flow dividers	—	Multiple gear-metering sections
W-H05-023	Hydraulic motor brakes	—	Mechanical brake assembly
W-H05-024	Pump drive spline sleeves	—	Internal-spline drive connection

H05 Hydraulic pumps and motors

Applications & service



W-H05-025 - W-H05-028

Item code	Product	Ref. series	Ref. specification
W-H05-025	Hydraulic charge pumps	—	Closed-circuit charge supply
W-H05-026	Vane pump cartridge kits	—	Rotor, vanes and cam ring
W-H05-027	Piston pump rotating groups	—	Cylinder block, pistons and retainer
W-H05-028	Pump and motor shaft seal kits	—	Shaft and auxiliary seals

Orbital motor displacements



W-H05-029 - W-H05-034

Item code	Product	Ref. series	Ref. specification
W-H05-029	BMM8 orbital motor	BMM8	8.2 cm3/rev; max cont. 1950 rpm
W-H05-030	BMM12.5 orbital motor	BMM12.5	12.9 cm3/rev; max cont. 1550 rpm
W-H05-031	BMM20 orbital motor	BMM20	19.9 cm3/rev; max cont. 1000 rpm
W-H05-032	BMM32 orbital motor	BMM32	31.6 cm3/rev; max cont. 630 rpm
W-H05-033	BMM40 orbital motor	BMM40	39.8 cm3/rev; max cont. 500 rpm
W-H05-034	BMM50 orbital motor	BMM50	50.3 cm3/rev; max cont. 400 rpm

Orbital motor displacements



W-H05-035 - W-H05-042

Item code	Product	Ref. series	Ref. specification
W-H05-035	BMP36 orbital motor	BMP36	36 cm3/rev; max cont. 1500 rpm
W-H05-036	BMP50 orbital motor	BMP50	51.7 cm3/rev; max cont. 1150 rpm
W-H05-037	BMP80 orbital motor	BMP80	77.7 cm3/rev; max cont. 770 rpm
W-H05-038	BMP100 orbital motor	BMP100	96.2 cm3/rev; max cont. 615 rpm
W-H05-039	BMP125 orbital motor	BMP125	120.2 cm3/rev; max cont. 490 rpm
W-H05-040	BMP160 orbital motor	BMP160	157.2 cm3/rev; max cont. 383 rpm
W-H05-041	BMP200 orbital motor	BMP200	194.5 cm3/rev; max cont. 310 rpm
W-H05-042	BMP250 orbital motor	BMP250	240.3 cm3/rev; max cont. 250 rpm

Data: 31.75/32 shaft reference version.

H06 Hydraulic power units

Core products



W-H06-001 - W-H06-008

Item code	Product	Ref. series	Ref. specification
W-H06-001	12 V DC power units	—	12 V DC
W-H06-002	24 V DC power units	—	24 V DC
W-H06-003	AC power units	—	AC motor drive
W-H06-004	Mini hydraulic power packs	—	Compact motor-pump-tank assembly
W-H06-005	Single-acting circuit power units	—	Powered extension; return lowering
W-H06-006	Power packs for lifting equipment	—	Lifting and lowering circuit
W-H06-007	Dock leveller power units	—	Platform and lip control circuit
W-H06-008	Double-acting circuit power units	—	Hydraulically powered in both directions

Product options



W-H06-009 - W-H06-016

Item code	Product	Ref. series	Ref. specification
W-H06-009	Standard hydraulic power units	—	Motor, pump, valves and reservoir
W-H06-010	Bell housings and couplings	—	Motor-to-pump shaft connection
W-H06-011	Reversible-motor power units	—	Reversible motor drive
W-H06-012	Tail-lift power units	—	Tail-lift control circuit
W-H06-013	Scissor-lift power units	—	Scissor-lift circuit
W-H06-014	Machine-tool clamping power units	—	Clamp and release circuit
W-H06-015	Engine-driven hydraulic power units	—	Engine-driven pump package
W-H06-016	Power-unit reservoir assemblies	—	Reservoir, fill and return ports

Specialist components



W-H06-017 - W-H06-022

Item code	Product	Ref. series	Ref. specification
W-H06-017	Servo-driven hydraulic power units	—	Servo motor drive
W-H06-018	Low-noise hydraulic power units	—	Acoustic treatment configuration
W-H06-019	Power units with air-oil cooling	—	Air-oil cooling circuit
W-H06-020	Multi-circuit hydraulic power units	—	Multiple controlled circuits
W-H06-021	Power units with emergency hand pumps	—	Electric and manual drive combination
W-H06-022	Power-unit electrical control cabinets	—	Motor and valve control enclosure

H06 Hydraulic power units

Applications & service



W-H06-023 - W-H06-027

Item code	Product	Ref. series	Ref. specification
W-H06-023	Tipper hydraulic power units	—	Tipper lifting circuit
W-H06-024	Snowplough hydraulic power units	—	Blade lift and angle circuit
W-H06-025	Vehicle-lift hydraulic power units	—	Vehicle lifting and lowering circuit
W-H06-026	Compactor hydraulic power units	—	Compactor actuation circuit
W-H06-027	Portable service power packs	—	Portable pump-and-valve assembly

Motor and reservoir configurations



W-H06-028 - W-H06-034

Item code	Product	Ref. series	Ref. specification
W-H06-028	12V 1.6kW 6L power unit	—	12 V DC; motor 1.6 kW; tank 6 L
W-H06-029	24V 2.2kW 6L power unit	—	24 V DC; motor 2.2 kW; tank 6 L
W-H06-030	12V 1.6kW 8L power unit	—	12 V DC; motor 1.6 kW; tank 8 L
W-H06-031	24V 2.2kW 10L power unit	—	24 V DC; motor 2.2 kW; tank 10 L
W-H06-032	24V 3kW 8L power unit	—	24 V DC; motor 3 kW; tank 8 L
W-H06-033	24V 3kW 6L power unit	—	24 V DC; motor 3 kW; tank 6 L
W-H06-034	12V 3kW 10L power unit	—	12 V DC; motor 3 kW; tank 10 L

Motor and reservoir configurations



W-H06-035 - W-H06-041

Item code	Product	Ref. series	Ref. specification
W-H06-035	220V 1.1kW 5L power unit	—	220 V AC; motor 1.1 kW; tank 5 L
W-H06-036	220V 1.5kW 8L power unit	—	220 V AC; motor 1.5 kW; tank 8 L
W-H06-037	380V 1.1kW 5L power unit	—	380 V AC; motor 1.1 kW; tank 5 L
W-H06-038	380V 3kW 12L power unit	—	380 V AC; motor 3 kW; tank 12 L
W-H06-039	380V 3kW 9L power unit	—	380 V AC; motor 3 kW; tank 9 L
W-H06-040	380V 3kW 30L power unit	—	380 V AC; motor 3 kW; tank 30 L
W-H06-041	380V 0.75kW 4L power unit	—	380 V AC; motor 0.75 kW; tank 4 L

H07 Hydraulic filtration and accessories

Core products



W-H07-001 - W-H07-011

Item code	Product	Ref. series	Ref. specification
W-H07-001	Suction filters	—	In-tank suction filtration
W-H07-002	Return-line filters	—	Return-line filtration
W-H07-003	High-pressure filters	—	Pressure-line filtration
W-H07-004	Replacement filter elements	—	Cylindrical filter element
W-H07-005	Test couplings	—	Self-sealing pressure-test point
W-H07-006	Pressure gauges	—	Analogue pressure display
W-H07-007	Level gauges	—	Reservoir level sight window
W-H07-008	Reservoir accessories	—	Fill and service port accessories
W-H07-009	Filler breathers with strainers	—	Filler-port filtration
W-H07-010	Spin-on filters	—	Spin-on filter interface
W-H07-011	Desiccant breathers	—	Desiccant and air filtration

Product options



W-H07-012 - W-H07-019

Item code	Product	Ref. series	Ref. specification
W-H07-012	Mobile filtration carts	—	Mobile pump-and-filter assembly
W-H07-013	Hydraulic oil coolers	—	Oil heat exchanger
W-H07-014	Pipe clamps	—	Split clamp and mounting plate
W-H07-015	Reservoir cleaning covers	—	Removable inspection cover
W-H07-016	Pressure switches	—	Pressure-operated contact
W-H07-017	Pressure transducers	—	Electrical pressure signal
W-H07-018	Hydraulic test kits	—	Gauges and test-hose kit
W-H07-019	Thermostatic bypass valves	—	Temperature-controlled bypass

Specialist components



W-H07-020 - W-H07-025

Item code	Product	Ref. series	Ref. specification
W-H07-020	Portable particle counters	—	Sample-based particle detection
W-H07-021	Online oil particle monitors	—	Inline particle monitoring
W-H07-022	Oil moisture sensors	—	Moisture-in-oil sensing
W-H07-023	Oil temperature sensors	—	Electrical oil-temperature signal
W-H07-024	Hydraulic flow meters	—	Inline flow measurement
W-H07-025	Filter differential-pressure indicators	—	Differential-pressure indication

H07 Hydraulic filtration and accessories

Applications & service



W-H07-026 - W-H07-030

Item code	Product	Ref. series	Ref. specification
W-H07-026	Vacuum oil dehydration units	—	Vacuum dehydration and filtration
W-H07-027	Duplex changeover filters	—	Duplex housing changeover
W-H07-028	Stationary offline filtration units	—	Independent-loop filtration
W-H07-029	Magnetic line filters	—	Magnetic particle collection
W-H07-030	Coalescing oil-water separators	—	Coalescing and separating elements

Return filters and element sizes



W-H07-031 - W-H07-037

Item code	Product	Ref. series	Ref. specification
W-H07-031	RFA-25 return filter	RFA-25	Element FAX-25
W-H07-032	RFA-40 return filter	RFA-40	Element FAX-40
W-H07-033	RFA-63 return filter	RFA-63	Element FAX-63
W-H07-034	RFA-100 return filter	RFA-100	Element FAX-100
W-H07-035	RFA-160 return filter	RFA-160	Element FAX-160
W-H07-036	RFA-250 return filter	RFA-250	Element FAX-250
W-H07-037	RFA-400 return filter	RFA-400	Element FAX-400

Return filters and element sizes



W-H07-038 - W-H07-044

Item code	Product	Ref. series	Ref. specification
W-H07-038	FAX-25 filter element	FAX-25	Housing RFA-25
W-H07-039	FAX-40 filter element	FAX-40	Housing RFA-40
W-H07-040	FAX-63 filter element	FAX-63	Housing RFA-63
W-H07-041	FAX-100 filter element	FAX-100	Housing RFA-100
W-H07-042	FAX-160 filter element	FAX-160	Housing RFA-160
W-H07-043	FAX-250 filter element	FAX-250	Housing RFA-250
W-H07-044	FAX-400 filter element	FAX-400	Housing RFA-400

H08 Hydraulic integrated assemblies

Core products



W-H08-001 - W-H08-007

Item code	Product	Ref. series	Ref. specification
W-H08-001	Standard manifolds	—	Machined multi-port block
W-H08-002	Cartridge valve manifolds	—	Cartridge cavities and galleries
W-H08-003	Integrated valve assemblies	—	Manifold and control-valve assembly
W-H08-004	Sandwich valve assemblies	—	Sandwich stack mounting
W-H08-005	Standard control assemblies	—	Valve assembly and electrical interface
W-H08-006	Standard integrated hydraulic circuits	—	Integrated internal galleries
W-H08-007	Valve housings and coils	—	Valve body and solenoid coil

Product options



W-H08-008 - W-H08-014

Item code	Product	Ref. series	Ref. specification
W-H08-008	Single-station subplates	—	Single valve mounting station
W-H08-009	Multi-station subplates	—	Multiple valve mounting stations
W-H08-010	Cartridge valve housings	—	Single cartridge cavity
W-H08-011	Orifice discs	—	Fixed metering orifice
W-H08-012	Solenoid coils and connectors	—	Coil and electrical connector
W-H08-013	Manifold seal service kits	—	Manifold sealing components
W-H08-014	Auxiliary coupling manifolds	—	Auxiliary attachment circuit

Specialist components



W-H08-015 - W-H08-018

Item code	Product	Ref. series	Ref. specification
W-H08-015	Proportional valve drivers	—	Proportional coil driver
W-H08-016	Mobile hydraulic controllers	—	Mobile-machine I/O control
W-H08-017	Valve assembly wiring harnesses	—	Valve coil wiring
W-H08-018	Integrated pressure-control assemblies	—	Pressure regulation circuit

H08 Hydraulic integrated assemblies

Applications & service



W-H08-019 - W-H08-023

Item code	Product	Ref. series	Ref. specification
W-H08-019	Regenerative circuit manifolds	—	Regenerative flow circuit
W-H08-020	Cylinder locking manifolds	—	Actuator locking circuit
W-H08-021	Synchronizing flow-control assemblies	—	Flow-dividing synchronization
W-H08-022	Fan-drive control manifolds	—	Hydraulic fan-drive circuit
W-H08-023	Unloading control manifolds	—	Pump unloading circuit

Dedicated circuit assemblies



W-H08-024 - W-H08-030

Item code	Product	Ref. series	Ref. specification
W-H08-024	Single-lift control manifold	—	Single actuator circuit
W-H08-025	Dual-lift control manifold	—	Two actuator circuits
W-H08-026	Two-pump combining manifold	—	Two pump inputs combined
W-H08-027	High-low pressure manifold	—	High / low pressure branch selection
W-H08-028	Make-up circuit manifold	—	Make-up and check flow
W-H08-029	Flushing circuit manifold	—	Closed-circuit flushing branch
W-H08-030	Decompression manifold	—	Controlled decompression

Dedicated circuit assemblies



W-H08-031 - W-H08-037

Item code	Product	Ref. series	Ref. specification
W-H08-031	Shuttle pressure-selection manifold	—	Two-inlet pressure selection
W-H08-032	Bypass metering manifold	—	Bypass and metering combination
W-H08-033	Priority circuit manifold	—	Priority and excess-flow branches
W-H08-034	Speed-control manifold	—	Actuator flow adjustment
W-H08-035	Proportional reducing manifold	—	Electro-proportional pressure reduction
W-H08-036	Bidirectional brake manifold	—	Two-way motor braking circuit
W-H08-037	Emergency unloading manifold	—	Electrical-stop unloading circuit